

3 rabs in one.

~~3 150~~


59-

lack
just

7/70

*The
Mary Ann Beinecke
Decorative Art
Collection*

STERLING
AND FRANCINE
CLARK
ART INSTITUTE
LIBRARY







Jane
MRS. GAUGAIN'S

CROCHET D'OYLEY
BOOK.

PUBLISHED BY I. J. GAUGAIN,
FOREIGN AND BRITISH DEPOT OF BERLIN PATTERNS AND MATERIALS FOR LADIES' FANCY WORKS,
63 GEORGE STREET, EDINBURGH ;
AND ACKERMANN AND CO. STRAND, LONDON.

No. I.

1846.

Price 6d.


NK 9400
G 38

ADVERTISEMENT.

To suit the fashion of the times, I have been induced to publish this small "CROCHET D'OYLEY BOOK;" and, should it prove acceptable to that class for whom it is chiefly designed, I intend to follow it up with others of a similar kind. I trust shortly to publish a "Book of Crochet Collars."

J. G.

63 *George Street, Edin. Nov. 1846.*



Digitized by the Internet Archive
in 2012 with funding from
Sterling and Francine Clark Art Institute Library

<http://archive.org/details/mrsgaugainscroch00gaug>

In working the following D'Oyleys, use No. 10 Boar-head Cotton, and a hook gauging No. 18. For explanation of terms, see page 39.

SET OF CROCHET D'OYLEYS.

CROCHET D'OYLEY, No. 1.

- 1st Round, cast on 4 chain stitches; join them to form the round.
- 2nd Round, 8 chain stitches; †1 single open crochet stitch, worked round the chain loop of former round, 5 chain stitches. Repeat from mark † 5 more times.
- 3rd Round, 2 single crochet stitches, commencing on the third chain stitch of former round, 1 double tambour stitch round the chain loop, 3 chain stitches, 1 single open crochet stitch also round the chain loop, 4 chain stitches; †2 single open crochet stitches round the next chain loop, 4 chain stitches. Repeat from mark †.
- 4th Round, 1 single crochet stitch on the third chain stitch of former round, rest of the round double tambour stitch, letting out so as to make in all 49 stitches in the round.
- 5th Round, †2 double tambour stitches exactly above the 2 single open crochet stitches of third round, 6 chain stitches. Repeat from mark †.

6th Round, 4 single crochet stitches, commencing on the first double tambour stitch of former round, 3 chain stitches, 3 single open crochet stitches round the chain loop, 6 chain stitches, †4 single open crochet stitches round the next chain loop, 6 chain stitches. Repeat from mark †.

7th Round, 1 single crochet stitch in the third chain stitch of former round, rest of round double tambour stitch, letting out 17 times, making in all 87 stitches.

8th Round, 1 single crochet stitch; †7 chain stitches, pass 4 stitches of former round, 1 double tambour stitch; repeat from mark †.

9th Round, 1 single crochet stitch, 7 chain stitches; †1 double tambour stitch in the centre of the 7 chain stitches of former round, 4 chain stitches; 1 single open crochet stitch in double tambour stitch of former round, 4 chain stitches. Repeat from mark †.

10th Round, 1 single crochet stitch in the third chain stitch of former round, rest of round same as 9th round, only observe to work the double tambour stitch above the double tambour stitch in former round, and the single open crochet stitch above the single open crochet stitch of former round.

11th Round, 1 single open crochet stitch in the third chain stitch of former round, 8 chain stitches; †1 double tambour stitch above the single open crochet stitch of former round, 8 chain stitches. Repeat from mark †.

- 12th Round, 1 single crochet stitch in single open crochet stitch of former round ; rest of round double tambour stitch.
- 13th Round, as 12th round.
- 14th Round, 1 single crochet stitch in single crochet stitch of former round, 8 chain stitches ; ‡ pass 4 stitches, 1 double tambour stitch, 8 chain stitches. Repeat from mark ‡. Observe, three times during the round, to pass 5 stitches.
- 15th Round, 1 single crochet stitch in single crochet stitch of former round, 8 chain stitches, 1 double tambour stitch round chain loop, 4 chain stitches, †1 single open crochet stitch round both parts of the double tambour stitch of former round, 4 chain stitches, 1 double tambour stitch round the chain loop, 4 chain stitches. Repeat from mark ‡.
- 16th Round, 1 single crochet stitch in the fourth chain stitch of former round, 7 chain stitches, 1 double tambour stitch above the double tambour stitch of former round 4 chain stitches ; †1 single open crochet stitch above the single open crochet stitch of former round, 4 chain stitches, 1 double tambour stitch above the double tambour stitch of former round, 4 chain stitches. Repeat from mark ‡.
- 17th Round, 1 single crochet stitch in third chain stitch of former round, 7 chain stitches, 1 double tambour stitch above the single open crochet stitch of former round, 7 chain stitches. Repeat from mark ‡.

- 18th Round, 1 single crochet stitch above the single crochet stitch of former round, rest of round double tambour stitch.
- 19th Round, 1 single crochet stitch in the first stitch of former round, 1 double crochet stitch in the next stitch, then 4 chain stitches, then 1 single open crochet stitch into the same stitch as you have just worked the double tambour stitch in, then 2 chain stitches; †pass 3 stitches of former round, 1 single open crochet stitch, 1 chain stitch, 1 single open crochet stitch into the same stitch, then 2 chain stitches. Repeat from mark † all round.
- 20th Round, work 1 single crochet stitch into the third chain stitch of former round, remainder of round all double crochet stitch.



CROCHET D'OYLEY, No. 2.

- 1st Round, cast on 7 chain stitches, join them to form the round.
- 2nd Round, 3 chain stitches, 1 single open crochet stitch worked round the chain loop, 5 chain stitches; †2 single open crochet stitches worked round the chain loop, 5 chain stitches. Repeat from mark † 3 more times.
- 3rd Round, 5 single crochet stitches commencing on the third chain stitch of former round, 8 chain stitches; †1 double tambour stitch in the centre chain stitch of next chain loop of former round, 8 chain stitches. Repeat from mark †.
- 4th Round, 1 single crochet stitch in the fifth single crochet stitch of former round, rest of round double tambour stitch; there should be in all, when this round is finished, about 43 stitches.
- 5th Round, 1 single crochet stitch in the first double tambour stitch of former round, 6 chain stitches; pass 2 stitches of former round; †1 single open crochet stitch, 3 chain stitches, pass 2 stitches of former round. Repeat from mark †.
- 6th Round, 1 single crochet stitch in the third chain stitch of former round, 3 chain stitches, 1 single open crochet stitch in the same stitch, 3 chain stitches; †2 single open crochet stitches both worked above

the single open crochet stitch of former round, 3 chain stitches. Repeat from mark †.

7th Round, 1 single crochet stitch in the third chain stitch of former round, 3 chain stitches, 2 single open crochet stitches, both in the second single open crochet stitch of former round, 3 chain stitches; †pass 3 stitches of former round, 1 single open crochet stitch in the first single open crochet stitch of former round, 2 single open crochet stitches in the next single open crochet stitch, 3 chain stitches. Repeat from mark †.

8th Round, 1 single crochet stitch in third chain stitch of former round, 3 chain stitches, 1 single open crochet stitch, then 2 single open crochet stitches in next stitch, 3 chain stitches, pass 3 stitches of former round; †2 single open crochet stitches, then 2 single open crochet stitches, work them both in next stitch of former round, 3 chain stitches, pass 3 stitches of former round. Repeat from mark †.

9th Round, 1 single crochet stitch in third chain stitch of former round; †3 chain stitches, 2 single open crochet stitches, 2 single open crochet stitches, both in next stitch, 3 chain stitches, pass three stitches of former round. Repeat from mark †, working 1 single open crochet stitch, instead of the first 3 chain stitches.

10th Round, 6 single crochet stitches, commencing on the third chain stitch of former round; †3 chain stitches, 1 single open crochet stitch worked in the

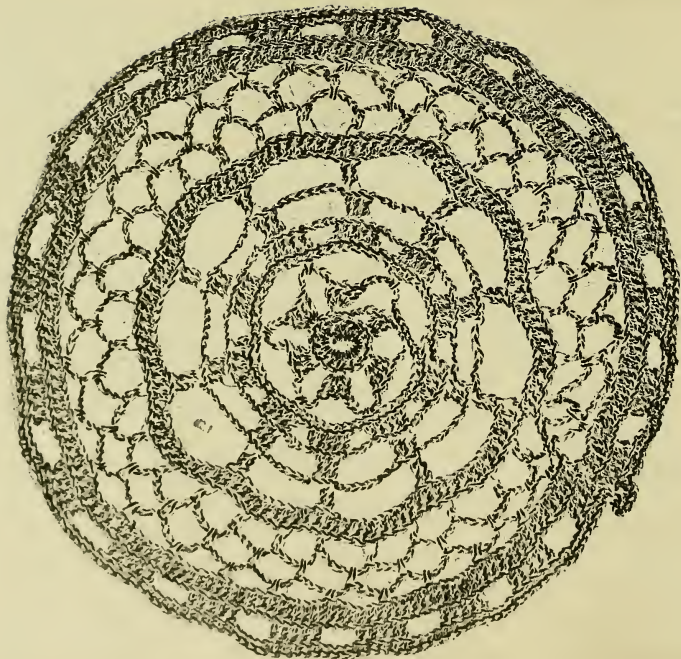
same stitch as the last of 6 single crochet stitches was worked in, 6 chain stitches, 2 single open crochet stitches in same stitch as last single open crochet stitch was worked in, 6 chain stitches, pass 7 stitches of former round. Repeat from mark †, working 1 single open crochet stitch instead of the first 3 chain stitches, as at beginning of round, consequently you work the single open crochet stitches exactly in the centre of the 3 chain stitches of former round.

11th Round, †10 double tambour stitches, commencing on the third chain stitch of former round, 5 chain stitches; pass 6 stitches of former round. Repeat from mark †.

12th Round, 7 double tambour stitches, commencing on second double tambour stitch of former round, (these 7 double crochet stitches are worked exactly over the centre stitches of former round); 5 chain stitches; †pass 9 stitches of former round, 6 double tambour stitches, work them over the centre stitches of former round, 5 chain stitches. Repeat from mark †.

13th Round, 5 double tambour stitches, commencing on second double tambour stitch of former round, 7 chain stitches; †pass 7 stitches of former round, 4 double tambour stitches, work them over the centre stitches of former round, 7 chain stitches. Repeat from mark †; observe 4 times during this round to work 2 double tambour stitches into one stitch of former round, which will make 5 instead of four.

- 14th Round, 3 double tambour stitches, commencing on second double tambour stitch of former round, 9 chain stitches; † pass 9 stitches of former round, 2 double tambour stitches, work them above the centre stitches of former round, 9 chain stitches. Repeat from mark †, but observe where you let out in former round, to work three double tambour stitches instead of two.
- 15th Round, 1 single crochet stitch in the first double tambour stitch of former round, rest of round double tambour stitch.
- 16th Round, 1 single crochet stitch in first stitch of former round, 1 double tambour stitch in the next stitch, 4 chain stitches, then 1 single open crochet stitch into the same stitch that you have just worked the double tambour stitch into, then 2 chain stitches; † pass 3 stitches of former round, 1 single open crochet stitch, 1 chain stitch, 1 single open crochet into the same stitch, then 2 chain stitches. Repeat from mark † all round.
- 17th Round, 1 single crochet stitch in third chain stitch of former round, rest of round double tambour stitch.



CROCHET D'OYLEY, No. 3.

- 1st Round, cast on 9 stitches, join them to form the round.
- 2nd Round, 3 chain stitches, 17 single open crochet stitches, worked round the chain loop.
- 3rd Round, 1 single crochet stitch in third chain stitch of former round, 3 chain stitches, 3 single open crochet stitches, all in next stitch, 6 chain stitches; ||pass 2 stitches of former round, 4 single open crochet stitches, all in one stitch, 6 chain stitches. Repeat from mark || four more times.
- 4th Round, 7 single crochet stitches, commencing on third chain stitch of former round, 9 chain stitches; ||1 double tambour stitch round next chain loop, 9 chain stitches. Repeat from mark ||.
- 5th Round, 1 single crochet stitch in the seventh single crochet stitch of former round, rest of round double tambour stitch.
- 6th Round, 1 single crochet stitch in first double tambour stitch of former round, 3 chain stitches, 4 single open crochet stitches, 4 chain stitches; ||pass 1 stitch of former round, 5 single open crochet stitches, 4 chain stitches. Repeat from mark ||.
- 7th Round, 2 single crochet stitches, commencing on the third chain stitch of former round, 3 chain stitches, 2 single open crochet stitches, 8 chain

stitches; ||pass 6 stitches of former round, 3 single open crochet stitches, 8 chain stitches. Repeat from mark ||.

8th Round, 2 single crochet stitches commencing on the third chain stitch of former round, 3 chain stitches, 1 single open crochet stitch, 10 chain stitches; ||pass 9 stitches of former round, 2 single open crochet stitches, 10 chain stitches. Repeat from mark ||.

9th Round, 1 single crochet stitch in the third chain stitch of former round, 3 chain stitches, rest of the round single open crochet stitch.

10th Round, 1 single crochet stitch in the third chain stitch of former round, 6 chain stitches; ||pass 3 stitches of former round, 1 double tambour stitch, 6 chain stitches. Repeat from mark ||.

11th Round, 4 single crochet stitches, commencing on single crochet stitch of former round, 1 double tambour stitch round chain loop, 6 chain stitches; ||1 double tambour stitch round next chain loop, 6 chain stitches. Repeat from mark ||.

12th Round, 4 single crochet stitches, commencing on fourth single crochet stitch of former round; ||1 double tambour stitch round chain loop, 5 chain stitches. Repeat from mark ||.


13th Round, 1 single crochet stitch in fourth single crochet stitch of former round, 3 chain stitches, rest of round single open crochet stitch.

14th Round, 1 single crochet stitch in third chain stitch of former round, 3 chain stitches, 4 single open crochet stitches, 4 chain stitches; ||pass 4

stitches of former round, 5 single open crochet stitches, 4 chain stitches. Repeat from mark ||.

15th Round, 1 single crochet stitch in third chain stitch of former round, rest of round double tambour stitch.

16th and 17th Rounds, same as 16th and 17th rounds of D'Oyley, No. 2.




CROCHET D'OYLEY, No. 4.

- 1st Round, cast on 10 stitches, join them to form the round.
- 2nd Round, 3 chain stitches, 3 single open crochet stitches round the chain loop, 2 chain stitches, †4 single open crochet stitches round the chain loop, 2 chain stitches. Repeat from mark † 4 more times.
- 3rd Round, 6 single crochet stitches, commencing on the third chain stitch of former round, 6 chain stitches, †pass 5 stitches of former round, 1 double tambour stitch, worked on the last of the 2 chain stitches of former round, 6 chain stitches. Repeat from mark †.
- 4th Round, 1 double tambour stitch in the sixth single crochet stitch of former round, 7 chain stitches, †pass 6 stitches of former round, 1 double tambour stitch, worked exactly above the double tambour stitch of former round, 7 chain stitches. Repeat from mark †.
- 5th Round, 1 single crochet stitch in 1st double tambour stitch of former round, 4 chain stitches, 2 single open crochet stitches in the same loop as the single crochet stitch was worked in, having a chain stitch between; 7 chain stitches; †pass 7 stitches of former round, 3 single open crochet stitches, having a chain stitch between each stitch, all of which are worked in the double tambour stitch of former round, 7 chain stitches. Repeat from mark †.

- 6th Round, 1 single crochet stitch in 3rd chain stitch of former round ; rest of the round double tambour stitch.
- 7th Round, 1 single crochet stitch in single crochet stitch of former round, 4 chain stitches, 1 single open crochet stitch in same stitch as single crochet stitch, 3 chain stitches, †pass 3 stitches of former round, 2 single open crochet stitches in one stitch of former round, with a chain stitch between, then 3 chain stitches. Repeat from mark †.
- 8th Round, 1 single crochet stitch in 3rd chain stitch of former round, †1 double tambour stitch round the single chain stitch of former round, 7 chain stitches. Repeat from mark †.
- 9th Round, 3 single crochet stitches, commencing on the double tambour stitch of former round, 1 double tambour stitch round the chain loop, 5 chain stitches, 1 double tambour stitch round the same chain loop, 4 chain stitches, †1 double tambour stitch round next chain loop, 6 chain stitches, 1 double tambour stitch round same chain loop, 4 chain stitches. Repeat from mark †.
- 10th Round, 1 single crochet stitch in the double tambour stitch of former round, 6 chain stitches, pass 6 stitches of former round, 4 double tambour stitches worked on the 4 chain stitches of former round, †6 chain stitches, pass 8 stitches of former round, 4 double tambour stitches, work them on the 4 chain stitches of former round. Repeat from mark †.

- 11th Round, †6 chain stitches, 4 double tambour stitches above the 4 double tambour stitches of former round. Repeat from mark †.
- 12th Round, †6 chain stitches, 4 double tambour stitches above the 4 double tambour stitches of former round. Repeat from mark †.
- 13th Round, †7 chain stitches, 4 double tambour stitches above the 4 double tambour stitches of former round. Repeat from mark †.
- 14th Round, 11 chain stitches, 4 single open crochet stitches above the 4 double tambour stitches of former round, 8 chain stitches, †4 single open crochet stitches above the 4 double tambour stitches of former round, 8 chain stitches. Repeat from mark †. Finish with 3 single open crochet stitches.
- 15th Round, 1 single crochet stitch in the 3rd chain stitch of former round, rest of round double tambour stitch.
- 16th Round, 1 single crochet stitch in the first double tambour stitch of former round, 4 chain stitches, 1 single open crochet stitch in same stitch as single crochet stitch, 2 chain stitches, †pass 3 stitches of former round, 2 single open crochet stitches in one stitch, with 1 chain stitch between them, 2 chain stitches. Repeat from mark †.
- 17th Round, 1 single crochet stitch in third chain stitch; rest of round double tambour stitch.
- 18th and 19th Rounds, same as 16th and 17th rounds of D'Oyley, No. 2.



Bad -

CROCHET D'OYLEY, No. 5.

- 1st Round, cast on 8 stitches, join them to form the round.
- 2nd Round, 4 chain stitches, †1 single open crochet stitch round chain loop, 1 chain stitch. Repeat from mark † 10 more times.
- 3rd Round, 1 single crochet stitch in third chain stitch of former round, 4 chain stitches, 2 single open crochet stitches in one stitch, with a chain stitch between them, 8 chain stitches, †pass 5 stitches of former round, 3 single open crochet stitches in one stitch, having a chain stitch between each; 8 chain stitches. Repeat from mark †.
- 4th Round, 1 single crochet stitch in 3rd chain stitch of former round; rest of round double tambour stitch.
- 5th Round, 1 single crochet stitch in single crochet stitch of former round, 4 chain stitches, 4 single open crochet stitches, having a chain stitch between each; 8 chain stitches; †pass 8 stitches of former round, 5 single open crochet stitches, having a chain stitch between each; 8 chain stitches. Repeat from mark †.
- 6th Round, 1 single crochet stitch in 3rd chain stitch of former round, rest of round double tambour stitch.
- 7th Round, 1 single crochet stitch in single crochet stitch of former round, 4 chain stitches, 9 single open crochet stitches having a chain stitch between

each; 8 chain stitches, ‡pass 7 stitches of former round, 10 single open crochet stitches, having a chain stitch between each; 8 chain stitches. Repeat from mark ‡.

8th Round, 1 single crochet stitch in third chain stitch of former round, rest of round double tambour stitch.

9th Round, 1 single crochet stitch in single crochet stitch of former round, 4 chain stitches, 18 single open crochet stitches, having a chain stitch between each; 6 chain stitches; ‡pass 8 stitches of former round, 19 single open crochet stitches, having a chain stitch between each; 6 chain stitches. Repeat from mark ‡.

10th Round, 1 single crochet stitch in third chain stitch of former round, rest of round double tambour stitch.

11th Round, 1 single crochet stitch in first double tambour stitch of former round, ‡3 chain stitches, 1 single open crochet stitch in same stitch as single crochet stitch, 4 chain stitches, pass none; 2 single open crochet stitches in 1 stitch, 6 chain stitches, pass 7 stitches of former round. Repeat from mark ‡, working 1 single open crochet stitch, instead of 3 chain stitches; in repeating for the last time, pass 8 stitches instead of 7.


12th Round, 4 single crochet stitches, commencing on third chain stitch of former round, 1 double tambour stitch round chain loop, 6 chain stitches,

‡1 double tambour stitch round next chain loop, 6 chain stitches.
Repeat from mark ‡.

13th Round, 5 single crochet stitches, commencing on the first double tambour stitch of former round, 5 chain stitches, ‡1 double tambour stitch round next chain loop, 5 chain stitches. Repeat from mark ‡; finish with 1 single crochet stitch on 5th single crochet stitch at beginning of round.

14th Round, 3 chain stitches, rest of round single open crochet stitch; finish with 1 single crochet stitch on third chain stitch at beginning of round.

15th and 16th Rounds same as 16th and 17th Rounds of D'Oyley, No. 2.



CROCHET D'OYLEY, No. 5.

- 1st Round, cast on 10 stitches, join them to form the round.
- 2nd Round, 3 chain stitches, 1 single open crochet stitch worked round the chain loop, 5 chain stitches, †2 single open crochet stitches round the chain loop, 5 chain stitches. Repeat from mark † 5 more times.
- 3rd Round, 4 single crochet stitches, commencing on third chain stitch of former round, 1 double tambour stitch round the chain loop, 5 chain stitches, †1 double tambour stitch round next chain loop, 5 chain stitches. Repeat from mark †.
- 4th Round, 1 single crochet stitch in the fourth single crochet stitch of former round, 7 chain stitches, 1 single open crochet stitch in same loop as single crochet stitch, 6 chain stitches, †1 single open crochet stitch above the 2nd double tambour stitch of former round, 4 chain stitches, 1 single open crochet stitch in same stitch as last single open crochet stitch, 6 chain stitches. Repeat from mark †.
- 5th Round, 1 single crochet stitch in third chain stitch of former round, remainder of round double crochet.
- 6th Round, 1 single crochet stitch in first chain stitch of former round, 8 chain stitches, pass 5 stitches of former round, 2 single open crochet stitches in one stitch, having a chain stitch between them, 5 chain stitches,

pass 4 stitches of former round, 2 single open crochet stitches in one stitch, having a chain stitch between them; 5 chain stitches; † pass 5 stitches of former round, 2 single open crochet stitches in one stitch having a chain stitch between them, 5 chain stitches, pass 4 stitches of former round, 2 single open crochet stitches in one stitch, having a chain stitch between them, 5 chain stitches. Repeat from mark †; finish with one single open crochet in same stitch as single crochet stitch.

7th Round, 1 single crochet stitch in third chain stitch of former round, † 8 chain stitches, 1 double tambour stitch round the single chain stitch of former round. Repeat from mark †.

8th Round, 2 single crochet stitches, commencing on first chain stitch of former round, 1 double tambour stitch round chain loop, 6 chain stitches, 1 double tambour stitch round same chain loop, 4 chain stitches, † 1 double tambour stitch round next chain loop, 6 chain stitches, 1 double tambour stitch round same chain loop, 4 chain stitches. Repeat from mark †.

9th Round, 1 double tambour stitch round both parts of second single crochet stitch at beginning of former round, † 7 chain stitches, 4 double tambour stitches above the 4 chain stitches of former round. Repeat from mark †.

- 10th Round, †7 chain stitches, 4 double tambour stitches above the 4 double tambour stitches of former round. Repeat from mark †.
- 11th Round, †7 chain stitches, 4 double tambour stitches above the 4 double tambour stitches in former round. Repeat from mark †.
- 12th, 13th, and 14th Rounds, same as 11th, only 8 chain stitches, instead of 7.
- 15th, 16th, 17th, and 18th Rounds, same as 14th, 15th, 16th, and 17th rounds of D'Oyley, No. 4.

FRINGE FOR D'OYLEY.


Take four folds of Dutch cotton No. 50, thread a tapestry needle with them, and work as follows in every stitch: Work round a flat ivory mesh about one inch broad, tie the cotton to the first stitch, hold the mesh horizontally in your left hand, between the thumb and forefinger, pass the cotton quite round the mesh, insert the needle through the front of the work, down through the second stitch; bring the needle through, as if you were working a chain stitch for the edging of white cotton embroidery work; having done so, draw the needle and thread through; now throw the cotton up on the work so as to make a loop the contrary way; having done so, pass the needle up through the same stitch as you passed it down before; (observe the needle must be inserted beyond that part of the stitch which has been done before,

I mean nearer your right hand.) Now draw the needle and thread through. If you understand this description, and have advanced thus far, you will perceive this last loop binds it in. Continue and work all round in the same way. When all is accomplished, cut the loops to form the fringe. Should this description not be sufficiently plain, a wove fringe about one inch deep, will look equally well.

FOUR CROCHET EDGINGS,

USEFUL FOR TRIMMING COLLARS, CUFFS, PINCUSHIONS, &c. &c.

No. 1.



1st Row, cast on as many single chain stitches as you may require for the piece of work to be trimmed, working them very tightly ; break off the thread at the end of every row.

2nd Row, double tambour stitch.

3rd Row, single open crochet, working in every other stitch as follows. Insert your needle in to the first stitch of the former row, and work two single chain stitches ; then work a third, but observe to insert your needle

through the tape, to attach the stitch to it. Having done so, †work one single chain stitch; then cast on a loop on your needle only, insert the needle into the third stitch of the former row, (the third stitch being the second next to the stitch you worked at the commencement of this row,) draw the thread through to the front; by this you have three loops on your needle; cast on another loop on your needle, draw it through the first two stitches on your needle; you have now only two loops on your needle; cast on another loop on your needle, draw it through the remaining two on your needle; this finishes the stitch. Again commence from mark †. Observe to work the stitch only in every other stitch of former row.

4th Row, commence on the first stitch of former row 1 double crochet stitch, then †7 chain stitches; pass over four stitches of former row, insert your needle into the 5th stitch, and work a double crochet stitch; then repeat from mark † to end of row.

5th Row, one single stitch through the tape, then 2 chain stitches, †1 double tambour stitch in the exact centre stitch of the 7 chain stitches of the former row, 5 chain stitches; repeat from mark † to end of row.


6th Row, commence the first stitch through the tape, then 4 chain stitches; then †cast on a stitch on your needle, insert the needle into the middle loop of the last five stitches of former row, bringing the thread to the front;

you have now three loops on your needle, again cast on a stitch on your needle, and draw it through the first two stitches on your needle; cast on another loop on your needle, and draw it through the remaining two loops; repeat three more times from mark ‡, working all the *four stitches in the same loop you worked the first stitch in; then 1 chain stitch; pass 5 stitches on the former round, and work in the 6th stitch, as described; repeat from the first mark ‡ to end of row.

7th Row, ‡commence on the chain stitch of former row, work 1 double tambour stitch, then 6 chain stitches; repeat from mark ‡ to end of row.

This concludes the Edging.

No. 2.



Cast on as many stitches as are required. It is composed of 1 row of chain stitch for foundation, 1 row in French crochet stitch, then 3 rows of open crochet stitch, as described in 3rd row of former receipt; finishing row, 5 open crochet stitches into one loop of former row, then 1

* This is just four single open crochet stitches, as described in 3rd row, without the chain stitches between each of them, only they are all worked in the middle loop, of the 5 chain stitches of former row.

open stitch over the third stitch of former row, as following receipt will explain.


1st, 2nd, and 3rd Rows, as Edging No. 1, page 32.

4th Row, same as 3rd row, only observe to work the open stitch round the single chain of former row. This makes it very strong.

5th Row, as 4th row.

6th Row, †work in the first stitch 5 single open crochet stitches, as the four are described in 6th row of former receipt; pass a stitch of former row, then work 1 double crochet stitch round the chain stitch of former row; repeat from mark † to end of row.

No. 3.



1st, 2nd, and 3rd Rows, as Edging No. 1, page 32.

4th Row, commence on the first stitch of former row, work one double tambour stitch, then †9 chain stitches, then pass 6 stitches of former row, and work 1 double tambour stitch in the 7th and 8th stitches of former row. Repeat from mark † to end of row.

5th Row, †commence on the third stitch of the 9 chain stitches of former row,

working 5 successive double tambour stitches,* then 2 chain stitches, pass 5 stitches of former row, then on the second stitch of the following 9 stitches of former row, work ||1 single open crochet stitch, then 2 chain stitches, pass 1 stitch of former row, 1 single open crochet stitch, then 2 chain stitches, pass 1 stitch of former row, 1 single open crochet stitch, then 2 chain stitches, pass 1 stitch of former row, 1 single open crochet stitch, 2 chain stitches,|| repeat from mark † to end of row.


6th Row, commence on the centre stitch of the 5 double stitches in the former row, work one double tambour stitch on it, then 2 chain stitches, pass 2 stitches of former row, †then work 1 single open crochet stitch, then 2 chain stitches, pass 1 stitch of former row, repeat from mark † 6 more times, then 2 chain stitches; this finishes 1 scallop. Repeat from the beginning of row.

This finishes.

* These are the 5 centre stitches of the 9 chain stitches of previous row.

|| There are 4 open crochet stitches, having 2 chain stitches between.

No. 4.



1st, 2nd, and 3rd Rows, as Edging No. 1, page 32.

4th Row, ||commence with 3 double tambour stitches, then 3 chain stitches; pass 3 stitches of former row, then 3 single open crochet stitches,* worked in one stitch of former row, then 3 chain stitches; pass 3 stitches of former row. Repeat from mark || to end of row.

5th Row, ||commence on the last stitch of the 3 chain stitches of former row, and work 5 double tambour stitches, consequently the 3 centre stitches following the one you have just worked, will be directly above the 3 open stitches of former row; the 5th and last stitch will be worked in the first stitch of the 3 chain stitches of former row, then 5 chain stitches. Repeat from mark || to end of row.

6th Row, ||commence working on the second stitch of former row 3 double tambour stitches, they will consequently work exactly on the three middle stitches of the 5 of former row, then 3 chain stitches; pass 3 stitches

* Observe there is no chain stitch between those 3 open stitches.

of former row, and work one single open crochet stitch, then 3 chain stitches, then one single open crochet stitch, work it into the same stitch as the previous open stitch was worked in, then 3 chain stitches. Repeat from mark || to end of row.

7th Row, ||commence on the middle stitch of the 3 double tambour stitches of former row, and work one double tambour stitch, then 2 chain stitches ; pass 3 stitches of former row, and work one single open crochet stitch, then 3 chain stitches ; pass 2 stitches of former row, and work one single open crochet stitch, then 3 chain stitches, then one single open stitch, work it into the same stitch as the last single open stitch, then 3 chain stitches ; pass 2 stitches of former row, then one single open stitch, then 2 chain stitches. Repeat from mark || to end of row.

This finishes.

EXPLANATION OF TERMS USED.


Chain Stitch,—is simply drawing one loop through the other.

Single Crochet Stitch.—Having the last loop you have worked on your needle, insert the needle into the stitch mentioned in the receipt, and draw the thread through from the back to the front, and also through the loop on the needle. Having done this, you have accomplished one stitch.

Double Tambour Stitch.—Having the last loop you have worked on the needle, insert the needle in the first loop mentioned in the receipt, and catch the thread from behind, and draw it through the loop. You have now two loops on your needle; again draw the thread through the two loops. This done, you have accomplished one stitch.

Single Open Crochet Stitch.—Having a loop on your needle, throw on a stitch on your needle, which is done by simply catching the thread round the hook, (or needle;) then insert your hook into the stitch, as named in the receipt; draw the thread through to the front. You have now three loops on your needle, throw on another loop on your needle; draw it through the two first loops on the needle. You have now two loops remaining on your needle; throw on a loop on your needle, and draw it through the two remaining loops. Having done so, you have accomplished one single open stitch.

Two Successive Single Open Crochet Stitches,—are worked in the same way as described for single open crochet stitch; the second stitch being worked in the stitch succeeding the one the first was worked in. All numbers of successive single open crochet stitches are worked in the same way.



Crochet D'Oyley, No. 7.

MRS. GAUGAIN'S

CROCHET D'OYLEY

BOOK.

PUBLISHED BY I. J. GAUGAIN,
FOREIGN AND BRITISH DEPOT OF BERLIN PATTERNS AND MATERIALS FOR LADIES' FANCY WORKS,
63 GEORGE STREET, EDINBURGH ;
AND ACKERMANN AND CO. STRAND, LONDON

No. 11.

1847.

Price 6d.

ADVERTISEMENT.

FROM the flattering reception which has been awarded my first number of the "CROCHET D'OYLEY BOOK," I have been induced to follow it up with this second, containing also Six New Patterns of D'Oyleys, which I hope will be equally well received by the Public. It is my intention, in a short time, to publish a third part, forming, when completed, a set of eighteen varieties of this useful Fancy Work now so much in requisition.

J. G.

63 *George Street, Edin. March 1847.*

SECOND

SET OF CROCHET D'OYLEYS.

In working the following D'Oyleys, use No. 10 Boar-head Cotton, and a hook gauging No. 18. For explanation of terms, see two last pages.

CROCHET D'OYLEY, No. 7.

- 1st Round, Cast on 6 chain stitches, join them to form the round.
- 2nd Round, 8 chain stitches, †1 single open crochet stitch round chain loop, 5 chain stitches. Repeat from mark † 7 more times.
- 3rd Round, 2 single crochet stitches, commencing on the third chain stitch of former round, 1 double tambour stitch round chain loop, 3 chain stitches, 1 single open crochet stitch round same chain loop, 4 chain stitches, †2 single open crochet stitches round next chain loop, 4 chain stitches. Repeat from mark †.

- 4th Round, 1 single crochet stitch in third chain stitch of former round, rest of round double tambour stitch. Let out twice during the round.
- 5th Round, †2 double tambour stitches, 4 chain stitches, pass 2 stitches of former round. Repeat from mark.
- 6th Round, †2 double tambour stitches above double tambour stitches of former round, 5 chain stitches. Repeat from mark †.
- 7th Round, same as 6th, only 6 chain stitches instead of 5.
- 8th Round, same as 7th, only 7 chain stitches instead of 6.
- 9th Round, same as 8th round.
- 10th Round, same as 9th, only 8 chain stitches.
- 11th Round, 1 single crochet stitch in first double tambour stitch of former round, rest of round double tambour stitch.
- 12th Round, 1 single crochet stitch in first double tambour stitch of former round, 4 chain stitches, 1 single open crochet stitch in same stitch as single crochet stitch was worked in, 4 chain stitches, †pass 3 stitches of former round, then work 2 single open crochet stitches in one stitch of former round, having a chain stitch between them, 4 chain stitches. Repeat from mark †.
- 13th Round, 1 single crochet stitch in third chain stitch of former round, 1 double tambour stitch round the single chain stitch of former round, 4 chain stitches, then 1 single open crochet stitch also round the same single chain stitch as you have worked the double crochet stitch, 4 chain

stitches, †2 single open crochet stitches round next single chain stitch, with 1 chain stitch between them, 4 chain stitches. Repeat from mark †.

14th Round, and 15th round, same as 13th.

16th Round, 1 single crochet stitch in third chain stitch of former round, rest of round double tambour stitch.

17th Round, 1 single crochet stitch in first stitch of former round, 1 double tambour stitch in the next stitch, 4 chain stitches, then 1 single open crochet stitch into the same stitch that you have just worked the double tambour stitch into, then 2 chain stitches; † pass 3 stitches of former round, 1 single open crochet stitch, 1 chain stitch, 1 single open crochet stitch into the same stitch, then 2 chain stitches. Repeat from mark † all round.

18th Round, 1 single crochet stitch in third chain stitch of former round, rest of round double tambour stitch.



Crochet D'Oyley, No. 8.

CROCHET D'OYLEY, No. 8.

- 1st Round, Cast on 6 stitches, and join them to form the round.
- 2nd Round, 3 chain stitches, 3 single open crochet stitches round the chain loop, 5 chain stitches, † 4 single open crochet stitches round the chain loop, 5 chain stitches. Repeat from mark † 3 more times.
- 3rd Round, 4 single crochet stitches, commencing on third chain stitch of former round, they are worked over the 4 single open crochet stitches of former round, 3 chain stitches, 5 single open crochet stitches round the chain loop of former round, 8 chain stitches, † 6 single open crochet stitches round the next chain loop, 8 chain stitches. Repeat from mark †.
- 4th Round, 1 single crochet stitch in third chain stitch of former round, rest of round double tambour stitch; let out during the round. You should have about 73 stitches in all to work the next round.
- 5th Round, 1 single crochet stitch, in single crochet stitch of former round, 3 chain stitches, 5 single open crochet stitches, 6 chain stitches, † pass 3 stitches of former round, 6 single open crochet stitches, 6 chain stitches. Repeat from mark †.
- 6th Round, 2 single crochet stitches, commencing on third chain stitch of former round, 3 chain stitches, 6 single open crochet stitches, 7 chain

stitches, † pass 5 stitches of former round, 7 single open crochet stitches, 7 chain stitches. Repeat from mark †.

7th Round, 3 single crochet stitches, commencing on third chain stitch of former round, 3 chain stitches, 6 single open crochet stitches, 8 chain stitches, † pass 7 stitches of former round, 7 single open crochet stitches, 8 chain stitches. Repeat from mark †.

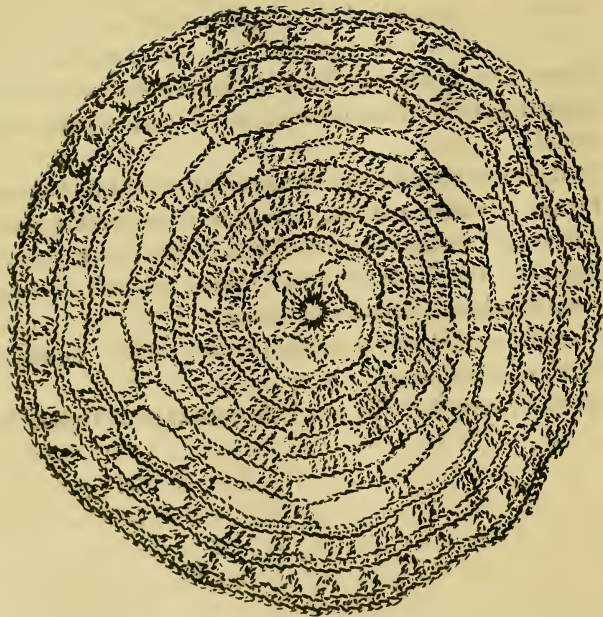
8th Round, 1 single crochet stitch in third chain stitch of former round, 3 chain stitches, 4 single open crochet stitches, 9 chain stitches, pass 8 stitches of former round, † 7 single open crochet stitches, 9 chain stitches, pass 8 stitches of former round. Repeat from mark †. Observe to finish the round with 2 single open crochet stitches.

9th Round, 2 single crochet stitches, commencing on third chain stitch of former round, 3 chain stitches, † 1 single open crochet stitch, 11 chain stitches, pass 9 stitches of former round, 6 single open crochet stitches. Repeat from mark †. Observe to finish the round with 5 single open crochet stitches.

10th Round, 1 single crochet stitch in third chain stitch of former round, rest of round double tambour stitch; let out twice during the round.

11th Round, 1 single crochet stitch in first double tambour stitch of former round, 3 chain stitches, 6 single open crochet stitches, 3 chain stitches, † pass 1 stitch of former round, 7 single open crochet stitches, 3 chain stitches. Repeat from mark †.

- 12th Round,** 2 single crochet stitches, commencing on third chain stitch of former round, 3 chain stitches, 4 single open crochet stitches, 5 chain stitches, † then work 5 single open crochet stitches; 5 chain stitches. Repeat from mark †. These 5 single open crochet stitches should be worked exactly in the centre of the 7 open crochet stitches of former round.
- 13th Round,** 2 single crochet stitches, commencing on third chain stitch of former round, 3 chain stitches, 2 single open crochet stitches, 9 chain stitches, † 3 single open crochet stitches, (work them exactly in the centre of the 5 single open crochet stitches of former round,) 9 chain stitches. Repeat from mark †.
- 14th Round,** 1 single crochet stitch in third chain stitch of former round, rest of round double tambour stitch.
- 15th and 16th Rounds,** same as 17th and 18th rounds of D'Oyley, No 7.



Crochet D'Oyley, No. 9.

CROCHET D'OYLEY, No. 9.

- 1st Round, Cast on 6 stitches, join them to form the round.
- 2nd Round, 3 chain stitches, 3 single open crochet stitches round the chain loop, 6 chain stitches, || 4 single open crochet stitches round the chain loop, 6 chain stitches. Repeat from mark || three more times.
- 3rd Round, 6 single crochet stitches, commencing on third chain stitch of former round, || 1 double tambour stitch round the same chain loop, 9 chain stitches. Repeat from mark || 4 more times.
- 4th Round, 1 single crochet stitch in first double tambour stitch of former round, rest of round double tambour stitch.
- 5th Round, 1 single crochet stitch in single crochet stitch of former round, 3 chain stitches, 3 single open crochet stitches, 2 single open crochet stitches worked in next stitch of former round, 3 chain stitches, || pass 1 stitch of former round, 6 single open crochet stitches, work them in the three successive* stitches of former round, 2 chain stitches. Repeat from mark ||.
- 6th Round, 2 single crochet stitches, commencing on third chain stitch of former round, 3 chain stitches, 5 single open crochet stitches, (the last stitch of these should extend one stitch beyond those of former round,) 3

* Observe, by this you work 2 single open crochet stitches in each of the 3 stitches.

chain stitches, pass three stitches of former round, || 6 single open crochet stitches, 3 chain stitches, pass 2 stitches of former round. Repeat from mark ||.

7th Round, 3 single crochet stitches, commencing on the third chain stitch of former round, 3 chain stitches, 5 single open crochet stitches, the last of which should extend two stitches beyond those of former round, 3 chain stitches, || pass 3 stitches of former round, 6 single open crochet stitches, 3 chain stitches. Repeat from mark ||.

8th Round, 1 single crochet stitch in third chain stitch of former round, 3 chain stitches, 3 single open crochet stitches, 5 chain stitches, pass 4 stitches of former round, 5 single open crochet stitches, 5 chain stitches, pass 4 stitches of former round; observe the last open crochet stitch terminates two stitches within the last stitch of former round. Repeat from mark ||. At the end of this round, you must work 1 single open crochet stitch in the last stitch of the round, to make up the number at beginning.

9th Round, 1 single crochet stitch on 3rd chain stitch of former round, 9 chain stitches, pass 6 stitches of former round, 4 single open crochet stitches, || 7 chain stitches, pass 6 stitches of former round, 4 single open crochet stitches. Repeat from mark ||. Observe, at the end, only to work 3 single open crochet stitches, therefore pass 7 stitches.

10th Round, 6 single crochet stitches, commencing on third chain stitch of former

round, 3 chain stitches, 2 single open crochet stitches, 9 chain stitches :
|| pass 8 stitches of former round, 3 single open crochet stitches. 9
chain stitches. Repeat from mark ||.


11th Round, 1 single crochet stitch in third chain stitch of former round, rest of
round double tambour stitch.

12th Round, 1 single crochet stitch in single crochet stitch of former round, 3 chain
stitches, 2 single open crochet stitches, 3 chain stitches ; || pass 2
stitches of former round, 3 single open crochet stitches, 3 chain
stitches. Repeat from mark ||.

13th Round, 1 single crochet stitch in third chain stitch of former round, rest of
round double tambour stitch.

14th and 15th Rounds, same as 17th and 18th rounds of D'Oyley, No. 7.

16th and 17th Rounds, same as 14th and 15th.




Crochet D'Oyley, No. 10.

CROCHET D'OYLEY, No. 10.

- 1st Round, Cast on 4 stitches, join them to form the round.
- 2nd Round, double tambour stitch ; increase on every stitch until you have 18 in the round.
- 3rd Round, 1 single crochet stitch, 3 chain stitches, 2 single open crochet stitches in same stitch as single crochet stitch, 3 chain stitches ; †pass 2 stitches of former round, 3 single open crochet stitches in one stitch, 3 chain stitches. Repeat from mark †.
- 4th Round, 5 single crochet stitches, commencing on third chain stitch of former round, 3 chain stitches, 3 single open crochet stitches in same stitch as single crochet stitch, 4 chain stitches, † pass 5 stitches of former round, 4 single open crochet stitches in one stitch, (they are worked exactly in the centre stitch of the 3 chain stitches of former round ;) 4 chain stitches. Repeat from mark †.
- 5th Round, 1 single crochet stitch in 3rd chain stitch of former round, rest of round double tambour stitch. Let out twice during the round. In all there should be 50 stitches.
- 6th Round, 1 single crochet stitch in single crochet stitch of former round, 6 chain stitches, †pass 4 stitches of former round, 1 double tambour stitch, 6 chain stitches. Repeat from mark †.

- 7th Round, 1 single crochet stitch in single crochet stitch of former round ; rest of round double tambour stitch.
- 8th Round, 1 single crochet stitch in 1st double tambour stitch of former round, 6 chain stitches, †1 double tambour stitch above double tambour stitch in 6th round, 6 chain stitches. Repeat from mark †.
- 9th Round, same as 7th round.
- 10th Round, same as 8th round, only 8 chain stitches instead of 6.
- 11th Round, 1 single crochet stitch in single crochet stitch of former round ; rest of round double tambour stitch.
- 12th Round, 1 single crochet stitch in 1st double tambour stitch of former round, 5 chain stitches, †pass 3 stitches of former round, 1 double tambour stitch, 5 chain stitches. Repeat from mark †.
- 13th Round, 3 single crochet stitches commencing on single crochet stitch of former round, †1 double tambour stitch round chain loop, 5 chain stitches. Repeat from mark †.
- 14th Round, 3 single crochet stitches, commencing on double tambour stitch of former round, †1 double tambour stitch round chain loop, 5 chain stitches. Repeat from mark †.
- 15th Round, same as 14th, only 6 chain stitches instead of 5.
- 16th Round, same as 15th, only 4 single crochet stitches instead of 3, and 7 chain stitches instead of 6.
- 17th Round, same as 16th, only 5 single crochet stitches instead of 4.

- 18th Round, 1 single crochet stitch on 1st double tambour stitch of former round, rest of round double tambour stitch.
- 19th Round, 1 single crochet stitch on single crochet stitch of former round, †3 chain stitches, 1 single open crochet in same stitch as single crochet stitch, 4 chain stitches, 2 single open crochet stitches in next stitch, 4 chain stitches, pass 6 stitches of former round. Repeat from mark †, working 1 single open crochet stitch instead of 3 chain stitches.
- 20th Round, 3 single crochet stitches, commencing on 3rd chain stitch of former round, 3 chain stitches, 3 single open crochet stitches round chain loop, †4 single open crochet stitches round next chain loop. Repeat from mark †.
- 21st and 22nd Rounds, same as 17th and 18th rounds of Crochet D'Oyley, No. 7.



Crochet D'Oyley, No. 11.

CROCHET DOYLEY, No. 11.

- 1st Round, cast on 8 stitches, join them to form the round.
- 2nd Round, 3 chain stitches, 2 single open crochet stitches round the chain loop, 2 chain stitches, †3 single open crochet stitches round the chain loop, 2 chain stitches. Repeat from mark † 6 more times.
- 3rd Round, 1 single crochet stitch in 3rd chain stitch of former round, 3 chain stitches, 1 single open crochet stitch in the same stitch, 2 single open crochet stitches, 3 chain stitches, †pass 2 stitches of former round, 2 single open crochet stitches in one stitch, 2 single open crochet stitches, 3 chain stitches. Repeat from mark †.
- 4th Round, 1 single crochet stitch, commencing on 3rd chain stitch of former round, 3 chain stitches, 1 single open crochet stitch in same stitch as single crochet stitch, 3 single open crochet stitches, 3 chain stitches, †pass 3 stitches of former round, 2 single open crochet stitches in one stitch, 3 single open crochet stitches, 3 chain stitches. Repeat from mark †.
- 5th Round, same as 4th, only after working the 2 single open crochet stitches in one stitch, work 4 single open crochet stitches instead of 3.
- 6th Round, 1 single crochet stitch, commencing on 3rd chain stitch of former round, 3 chain stitches, 1 single open crochet stitch in same stitch as

single crochet stitch, 5 single open crochet stitches, 4 chain stitches, ‡pass 3 stitches of former round, 2 single open crochet stitches in one stitch, 5 single open crochet stitches, 4 chain stitches. Repeat from mark ‡.

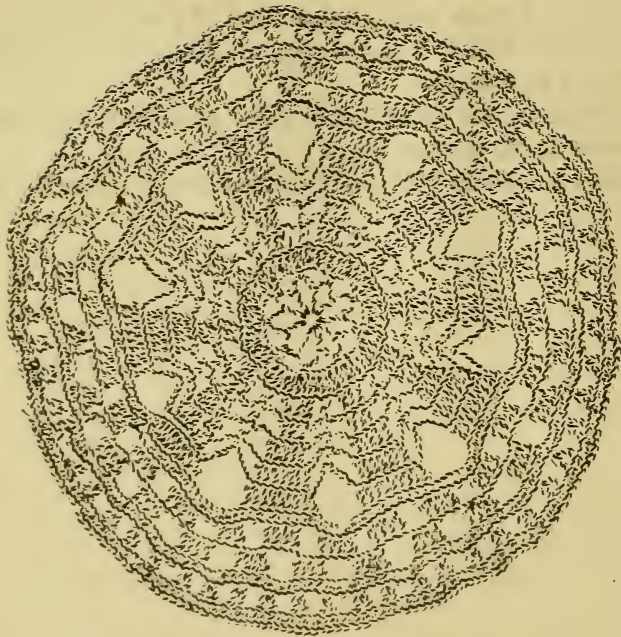
7th Round, 1 single crochet stitch, commencing on 3rd chain stitch of former round, ‡3 chain stitches, 1 single open crochet stitch in same stitch as single crochet stitch, 6 single open crochet stitches, 4 chain stitches, pass 4 stitches of former round. Repeat from mark ‡, only working 1 single open crochet stitch instead of 3 chain stitches.

8th Round, 1 single crochet stitch, commencing on 3rd chain stitch of former round ‡ 3 chain stitches, (this stands for a single open crochet stitch,) 1 single open crochet stitch in same stitch as single crochet stitch, 7 single open crochet stitches, 5 chain stitches, pass 4 stitches of former round. Repeat from mark ‡ working one single open crochet stitch instead of the 3 chain stitches.

9th Round, 1 single crochet stitch, commencing on 3rd chain stitch of former round, ‡3 chain stitches, 1 single open crochet stitch in same stitch as single crochet stitch, 8 single open crochet stitches, 6 chain stitches, pass 5 stitches of former round. Repeat from mark ‡ as in 8th round.

Continue for 5 more rounds, always increasing as 8th and 9th Rounds are described.

- 15th Round, 1 single crochet stitch on 3rd chain stitch of former round, 3 chain stitches, 1 single open crochet stitch, 2 chain stitches †pass 1 stitch of former round, 2 single open crochet stitches, 2 chain stitches. Repeat from mark †.
- 16th Round, 1 single crochet stitch in 3rd chain stitch of former round ; rest of round double tambour stitch.
- 17th and 18th Rounds, same as 17th and 18th Rounds of Crochet D'Oyley, No. 7.



Crochet D'Oyley, No. 12.

CROCHET DOYLEY, No. 12.

- 1st Round, cast on 4 stitches, join them to form the round.
- 2nd Round, 8 chain stitches; †1 single open crochet stitch round the chain loop, 5 chain stitches. Repeat from mark † 6 more times.
- 3rd Round, 3 single crochet stitches, commencing on 3rd chain stitch; †1 double tambour stitch round the chain loop, 5 chain stitches. Repeat from mark †.
- 4th Round, 1 single crochet stitch in double tambour stitch of former round, 3 chain stitches: rest of round single open crochet stitch, letting out 8 times during the round.
- 5th Round, 1 single crochet stitch in 3rd chain stitch of former round; †3 chain stitches, 2 single open crochet stitches, 4 chain stitches, pass 1 stitch of former round, 1 double tambour stitch. 4 chain stitches, pass 1 stitch of former round. Repeat from mark †, working 1 single open crochet stitch instead of the 3 chain stitches.
- 6th Round, 1 single crochet stitch in 3rd chain stitch of former round, 3 chain stitches, 2 single open crochet stitches, 5 chain stitches, 1 double tambour stitch above double tambour stitch of former round, 5 chain stitches; †3 single open crochet stitches above 3 single open crochet stitches in former round, 5 chain stitches, 1 double tambour stitch

above double tambour stitch in former round, 5 chain stitches. Repeat from mark †.

7th Round, 1 single crochet stitch in 3rd chain stitch of former round, 3 chain stitches, 3 single open crochet stitches, 5 chain stitches, 1 double tambour stitch above double tambour stitch of former round, 5 chain stitches; †pass 4 stitches of former round, 5 single open crochet stitches, 5 chain stitches, 1 double tambour stitch above double tambour stitch of former round, 5 chain stitches. Repeat from mark †; finish with 1 single open crochet stitch next the 3 chain stitches.

8th Round, 1 single crochet stitch in 3rd chain stitch of former round, †3 chain stitches, 4 single open crochet stitches, 6 chain stitches, 1 double tambour stitch above the double tambour stitch of former round, 6 chain stitches, pass 4 stitches of former round, 2 single open crochet stitches. Repeat from mark †, working 1 single open crochet stitch instead of the 3 chain stitches. Finish with 2 single open crochet stitches next the 3 chain stitches.

9th Round, 6 single crochet stitches, commencing on 3rd chain stitch of former round, 9 chain stitches, pass 11 stitches of former round; †9 single open crochet stitches, 9 chain stitches, pass 11 stitches of former round. Repeat from mark †.

10th Round, 1 single crochet stitch, rest of round double tambour stitch.

11th Round, 1 single crochet stitch in 1st double tambour stitch of former round.

3 chain stitches, 3 single open crochet stitches, 4 chain stitches;
†pass 3 stitches of former round, 4 single open crochet stitches, 4
chain stitches. Repeat from mark †.

12th Round, 5 single crochet stitches, commencing on 3rd chain stitch of former
round, 3 chain stitches, 3 single open crochet stitches, 5 chain stitches;
†pass 4 stitches of former round, 4 single open crochet stitches, 5
chain stitches. Repeat from mark †.

13th Round, 1 single crochet stitch in 3rd chain stitch of former round, rest of
round double tambour stitch.

14th and 15th Rounds, same as 17th and 18th rounds of D'Oyley, No. 7.

No. 5.



1st, 2nd, and 3rd Rows, as Edging No. 1, page 32, D'Oyley Book, No. I.

4th Row, § 5 double tambour stitches, then 5 chain stitches; pass 3 stitches of former row, then one double tambour stitch, then 5 chain stitches; pass 3 stitches of former row. Repeat from mark § to end of row.

5th Row, § 3 double tambour stitches, commencing them on the second stitch of the 5 double tambour stitches of former row, then 5 chain stitches; pass 3 stitches of former row, then 1 double tambour stitch, again 5 chain stitches; pass over 5 stitches of former row, and work in the sixth stitch a double tambour stitch, then 5 chain stitches; pass over 3 stitches of former row. Repeat from mark § to end of row.

6th Row, 5 double tambour stitches, commence on the middle stitch of the 3 double tambour stitches of former row, then § 5 chain stitches; pass 5 stitches of former row, and work in the sixth a double tambour stitch, then 5 chain stitches; pass 5 stitches of former row, then work 9 double tambour stitches. Repeat from mark § to end of row.

This finishes.

EXPLANATION OF TERMS USED.

Chain Stitch,—is simply drawing one loop through the other.

Single Crochet Stitch.—Having the last loop you have worked on your needle, insert the needle into the stitch mentioned in the receipt, and draw the thread through from the back to the front, and also through the loop on the needle. Having done this, you have accomplished one stitch.

Double Tambour Stitch.—Having the last loop you have worked on the needle, insert the needle in the first loop mentioned in the receipt, and catch the thread from behind, and draw it through the loop. You have now two loops on your needle; again draw the thread through the two loops. This done, you have accomplished one stitch.

32
Single Open Crochet Stitch.—Having a loop on your needle, throw on a stitch on your needle, which is done by simply catching the thread round the hook, (or needle;) then insert your hook into the stitch, as named in the receipt; draw the thread through to the front, You have now three loops on your needle, throw on another loop on your needle; draw it through the two first loops on the needle. You have now two loops remaining on your needle; throw on a loop on your needle, and draw it through the two remaining loops. Having done so, you have accomplished one single open stitch.

Two Successive Single Open Crochet Stitches,—are worked in the same way as described for single open crochet stitch; the second stitch being worked in the stitch succeeding the one the first was worked in. All numbers of successive single open crochet stitches are worked in the same way.



Crochet D'Oyley, No. 13.

MRS. GAUGAIN'S

CROCHET D'OYLEY

BOOK.

PUBLISHED BY I. J. GAUGAIN,
FOREIGN AND BRITISH DEPOT OF BERLIN PATTERNS AND MATERIALS FOR LADIES' FANCY WORKS,
63 GEORGE STREET, EDINBURGH ;
AND ACKERMANN AND CO. STRAND, LONDON

No. III.

1847.

Price 6d.

ADVERTISEMENT.

IN conformity with the plan already announced, I now submit my Third and concluding Series of D'OYLEYS, which I hope will be received by the Public in the same favourable manner as the preceding ones. The work is now complete, containing Eighteen Patterns, and is given at the lowest remunerating price.

J. G.

63 *George Street, Edin. April 1847.*

THIRD
SET OF CROCHET D'OYLEYS.

~~~~~  
In working the following D'Oyleys, use No. 10 Boar-head Cotton, and a hook gauging No. 18. For explanation of terms, see two last pages.

~~~~~  
CROCHET D'OYLEY, No. 13.

- 1st Round, cast on 13 stitches, join them to form the round.
- 2nd Round, 3 chain stitches, 3 single open crochet stitches round chain loop, 5 chain stitches, †4 single open crochet stitches worked round chain loop, 5 chain stitches. Repeat from mark † 3 more times.
- 3rd Round, 6 single crochet stitches, commencing on third chain stitch of former round, †1 double tambour stitch round chain loop, 6 chain stitches. Repeat from mark †.
- 4th Round, 1 single crochet stitch in double tambour stitch of former round, †4 chain stitches, 3 single open crochet stitches in same stitch as single crochet stitch, having a chain stitch between each, 6 chain stitches, pass 6 stitches of former round. Repeat from mark †, working 1 single open crochet stitch and 1 chain stitch instead of the 4 chain

stitches. These 4 single open crochet stitches are worked into the double tambour stitch of former round.

- 5th Round, 1 single crochet stitch in third chain stitch of former round, † 7 chain stitches, 1 double tambour stitch round the chain loop, 6 chain stitches, 1 double tambour stitch round the same chain loop. Repeat from mark †.
- 6th Round, 1 single crochet stitch on single crochet stitch of former round, rest of round double tambour stitch, let out 7 times during the round.
- 7th Round, 1 single crochet stitch on 1st double tambour stitch of former round, 7 chain stitches, † pass 3 stitches of former round, 1 double tambour stitch, 7 chain stitches. Repeat from mark †. You should have 20 chain loops in the round.
- 8th Round, 4 single crochet stitches, commencing in single crochet stitch of former round, † 1 double tambour stitch round the chain loop, 5 chain stitches. Repeat from mark †.
- 9th Round, 1 single crochet stitch in 1st double tambour stitch of former round, rest of round double tambour stitch.
- 10th Round, 1 single crochet stitch on 1st double tambour stitch of former round, 4 chain stitches, † pass 1 stitch of former round, 1 single open crochet stitch, 1 chain stitch. Repeat from mark †.
- 11th Round, 1 single crochet stitch on third chain stitch of former round, 1 double tambour stitch round the chain loop, 5 chain stitches, † 1 single

open crochet stitch round the chain loop, 2 chain stitches. Repeat from mark †.

12th Round, 1 single crochet stitch into the third chain stitch of former round, 4 chain stitches, † 1 double tambour stitch round the chain loop, 4 chain stitches. Repeat from mark †.


13th Round, 3 single crochet stitches, commencing on the single crochet stitch of former round, 7 chain stitches, † 1 single open crochet stitch round the next chain loop, 4 chain stitches. Repeat from mark †.

14th Round, 3 single crochet stitches, commencing on the third chain stitch of former round, † 1 double tambour stitch round the chain loop, 4 chain stitches. Repeat from mark †.

15th Round, 1 single crochet stitch in third chain stitch of former round, rest of round double tambour stitch.

16th Round, 1 single crochet stitch in first stitch of former round, 1 double tambour stitch in the next stitch, 4 chain stitches, then 1 single open crochet stitch into the same stitch that you have just worked the double tambour stitch into, then 2 chain stitches; . pass 3 stitches of former round, 1 single open crochet stitch, 1 chain stitch, 1 single open crochet stitch into the same stitch, then 2 chain stitches. Repeat from mark . all round.

17th Round, 1 single crochet stitch in third chain stitch of former round, rest of round double tambour stitch.



Crochet D'Oyley, No. 14.

CROCHET D'OYLEY, No. 14.

1st Round, cast on 10 stitches, join them to form the round.

2nd Round, 4 chain stitches; †1 single open crochet stitch round chain loop, 1 chain stitch. Repeat from mark † 11 more times.

3rd Round, 1 single crochet stitch in 3rd chain stitch of former round, 3 chain stitches, 1 single open crochet stitch in same stitch as single crochet stitch, 2 chain stitches; †pass 1 stitch of former round, 2 single open crochet stitches in one, (these stitches are worked exactly above the one of former round,) 2 chain stitches. Repeat from mark †.

4th Round, 1 single crochet stitch in 3rd chain stitch of former round, 3 chain stitches, 2 single open crochet stitches in next stitch, 3 chain stitches; †pass 2 stitches of former round, 1 single open crochet stitch, (this is worked exactly above the first of former round,) 2 single open crochet stitches in next stitch, 3 chain stitches. Repeat from mark †.

5th Round, 1 single crochet stitch in 3rd chain stitch of former round, 3 chain stitches, 2 single open crochet stitches, 3 chain stitches; †pass 3 stitches of former round, 3 single open crochet stitches; (these three are worked exactly above those of former round,) 3 chain stitches; repeat from mark †.

6th Round, 4 single crochet stitches, commencing on 3rd chain stitch of former round, 1 double tambour stitch, 9 chain stitches; †pass 5 stitches of former round, 1 double tambour stitch, (this stitch is worked exactly above the centre stitch of the 3 chain stitches of former round,) 9 chain stitches. Repeat from mark †.

7th Round, 1 single crochet stitch in double tambour stitch of former round, 5 chain stitches, 1 single open crochet stitch in same stitch as single crochet stitch, 4 chain stitches, pass 4 stitches of former round, 1 double tambour stitch, (this stitch comes exactly in the centre of the chain of former round); 4 chain stitches; †pass 4 stitches of former round, 2 single open crochet stitches in one stitch, (these are worked exactly above double tambour stitch of former round); 4 chain stitches, pass 4 stitches of former round, 1 double tambour stitch, 4 chain stitches. Repeat from mark †.

8th Round, 1 single crochet stitch in 3rd chain stitch of former round; †3 chain stitches, 6 single open crochet stitches, 1 single open crochet stitch in same stitch as last single open crochet stitch, 7 single open crochet stitches, 8 chain stitches; pass 8 stitches of former round. Repeat from mark †; working 1 single open crochet stitch instead of the 3 chain stitches, but observe in repeating the 3 last times, let out thrice to make the 15 single open crochet stitches.

9th Round, 1 single crochet stitch in 3rd chain stitch; †3 chain stitches, 2 single

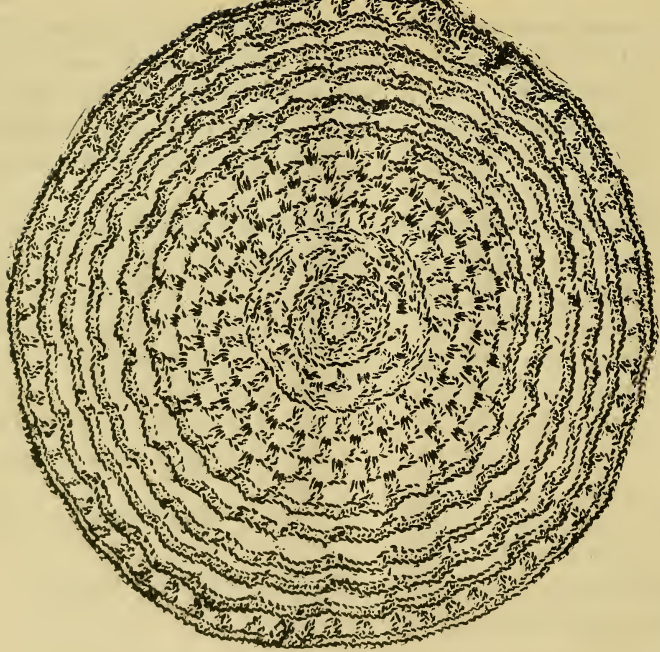
open crochet stitches, 3 chain stitches; pass 2 stitches of former round, 1 single open crochet stitch, 3 chain stitches; pass 3 stitches of former round, 1 single open crochet stitch, 3 chain stitches; pass 2 stitches of former round, 11 single open crochet stitches. Repeat from mark †, working 1 single open crochet stitch instead of the 3 chain stitches.

10th Round, 1 single crochet stitch in 3rd chain stitch of former round, 6 chain stitches; pass 3 stitches of former round, †1 single open crochet stitch, 3 chain stitches; pass 3 stitches of former round, 1 single open crochet stitch, 3 chain stitches, pass 3 stitches of former round, 1 single open crochet stitch, 3 chain stitches, pass 3 stitches of former round, 1 single open crochet stitch, 3 chain stitches; pass 2 of former round, 1 single open crochet stitch, 3 chain stitches; pass 2 of former round, 1 single open crochet stitch, 3 chain stitches; pass 2 of former round. Repeat from mark †.

11th Round, 1 single crochet stitch in 3rd chain stitch of former round; rest of round double tambour stitch.

12th and 13th Rounds, same as 16th and 17th of D'Oyley, No. 13.

14th and 15th Rounds, same as 12th and 13th.



Crochet D'Oyley, No. 15.

CROCHET D'OYLEY, No. 15.

- 1st Round, cast on 9 stitches, join them to form the round.
- 2nd Round, double tambour stitch, increase on every stitch.
- 3rd Round, 4 chain stitches, || 1 single open crochet stitch round the chain loop, 1 chain stitch. Repeat from mark || 15 more times.
- 4th Round, 1 single crochet stitch in 3rd chain stitch of former round, rest of round double tambour stitch.
- 5th Round, 1 single crochet stitch in 1st double tambour stitch of former round, || 3 chain stitches, 1 single open crochet stitch in same stitch as single crochet stitch, 4 chain stitches, 2 single open crochet stitches in next stitch, 5 chain stitches, pass 3 stitches of former round. Repeat from mark ||, working 1 single open crochet stitch instead of 3 chain stitches.
- 6th Round, 3 single crochet stitches, commencing on 3rd chain stitch of former round, 1 double tambour stitch round the chain loop, 3 chain stitches, 1 single open crochet stitch round the chain loop, 4 chain stitches,

10 ||2 single open crochet stitches round next chain loop, 4 chain stitches.
Repeat from mark ||.

7th Round, 1 single crochet stitch in 3rd chain stitch of former round, rest of round double tambour stitch.

8th Round, 1 single crochet stitch in 1st double tambour stitch of former round, ||3 chain stitches, 1 single open crochet stitch, 2 chain stitches, pass 1 stitch of former round. Repeat from mark ||, working 1 single open crochet stitch instead of the 3 chain stitches.

9th Round, 2 single crochet stitches, commencing on 3rd chain stitch of former round, 1 double tambour stitch round the chain loop, 3 chain stitches, 1 single open crochet stitch also round the chain loop, 2 chain stitches, ||2 single open crochet stitches round the next chain loop, 2 chain stitches. Repeat from mark ||.

10th Round, same as 9th round, only 3 chain stitches instead of 2.


11th Round, same as 10th round, only 4 chain stitches instead of 3.

12th Round, 1 single crochet stitch on 3rd chain stitch of former round, rest of round double tambour stitch.

13th Round, 1 single crochet stitch in single crochet stitch of former round, 6 chain stitches, ||pass 5 stitches of former round, 1 double tambour stitch, 6 chain stitches. Repeat from mark ||.

14th Round, 1 single crochet stitch in single crochet stitch of former round, rest of round double tambour stitch

- 15th Round, 1 single crochet stitch in single crochet stitch of former round, 7 chain stitches, ||pass 6 stitches of former round, 1 double tambour stitch, 7 chain stitches. Repeat from mark ||.
- 16th Round, 1 single crochet stitch in single crochet stitch of former round, rest of round double tambour stitch.
- 17th Round, same as 15th Round, only 8 chain stitches instead of 7, and passing 7 stitches of former round instead of 6.
- 18th Round, same as 16th round.
- 19th Round, same as 17th round, only working 9 chain stitches instead of 8, and passing 8 stitches of former round.
- 20th Round, same as 18th round.
- 21st and 22nd Rounds, same as 16th and 17th Rounds of D'Oyley, No. 13.




Crochet D'Oyley, No. 16.

CROCHET DOYLEY, No. 16.

- 1st Round, cast on 8 stitches, join them to form the round.
- 2nd Round, 3 chain stitches, 18 single open crochet stitches round the chain loop.
- 3rd Round, 1 single crochet stitch, commencing on third chain stitch of former round, 3 chain stitches, 2 single open crochet stitches in same stitch as single crochet stitch, 5 chain stitches, pass 3 stitches of former round, 3 single open crochet stitches in one loop, 5 chain stitches, †pass 2 stitches of former round, 3 single open crochet stitches in one loop, 5 chain stitches. Repeat from mark †.
- 4th Round, 1 single crochet stitch in the third chain stitch of former round, 8 chain stitches, 1 double tambour stitch, 6 chain stitches, 1 double tambour stitch round the same chain loop, 8 chain stitches, 1 double tambour stitch round the next chain loop, 6 chain stitches, †1 double tambour stitch round the same chain loop, 8 chain stitches, 1 double tambour stitch round the next chain loop, 6 chain stitches. Repeat from mark †.
- 5th Round, 2 single crochet stitches, commencing on the single crochet stitch of former round, 3 chain stitches, 3 single open crochet stitches round the chain loop, 3 chain stitches, †4 single open crochet stitches round the next chain loop, 3 chain stitches. Repeat from mark †.

- 6th Round, 6 single crochet stitches, commencing on third chain stitch of former round, 6 chain stitches, †2 double tambour stitches round the next chain loop, 7 chain stitches. Repeat from mark †.
- 7th Round, 1 single crochet stitch in the 6th single crochet stitch of former round, rest of round double tambour stitch.
- 8th Round, 1 single crochet stitch on the first double tambour stitch of former round, 5 chain stitches, †pass 2 stitches of former round, 1 double tambour stitch, 5 chain stitches. Repeat from mark † 6 times during the round, pass 3 stitches instead of 2.
- 9th Round, 3 single crochet stitches, commencing on the single crochet stitch of former round, 1 double tambour stitch round the chain loop, 5 chain stitches, †1 double tambour stitch round the next chain loop, 5 chain stitches. Repeat from mark †.
- 10th Round, 3 single crochet stitches, commencing on the first double tambour stitch of former round, 1 double tambour stitch round the chain loop, 6 chain stitches, †1 double tambour stitch round the next chain loop, 6 chain stitches. Repeat from mark †.
- 11th Round, 3 single crochet stitches, commencing on first double tambour stitch, 1 double tambour stitch round the chain loop, 5 chain stitches, †1 double tambour stitch round the next chain loop, 5 chain stitches. Repeat from mark †.

- 12th Round, 3 single crochet stitches, commencing on the first double tambour stitch of former round, rest of round double tambour stitch.
- 13th Round, 1 single crochet stitch on the first double tambour stitch of former round, 3 chain stitches, 6 single open crochet stitches, 3 chain stitches, †pass 1 stitch of former round, 7 single open crochet stitches, 3 chain stitches. Repeat from mark †.
- 14th Round, 2 single crochet stitches, commencing on third chain stitch of former round, 3 chain stitches, 4 single open crochet stitches, 6 chain stitches, pass 4 stitches of former round, †5 single open crochet stitches, 6 chain stitches, pass 5 stitches of former round. Repeat from mark †.
- 15th Round, 2 single crochet stitches, commencing on the third chain stitch of former round, 3 chain stitches, 2 single open crochet stitches, 8 chain stitches, †pass 8 stitches of former round, 3 single open crochet stitches, 8 chain stitches. Repeat from mark †.
- 16th Round, 1 single crochet stitch on third chain stitch of former round, rest of round double tambour stitch.
- 17th and 18th Rounds same as 16th and 17th Rounds of D'Oyley, No. 13.



Crochet D'Oyley, No. 17.

CROCHET D'OYLEY, No. 17.

- 1st Round, cast on 10 stitches, join them to form the round.
- 2nd Round, 3 chain stitches, 3 single open crochet stitches round the chain loop, 4 chain stitches, §4 single open crochet stitches round the chain loop, 4 chain stitches. Repeat from mark § 3 more times.
- 3rd Round, 5 single crochet stitches, commencing on 3rd chain stitch of former round, §1 double tambour stitch round chain loop, 8 chain stitches. Repeat from mark §.
- 4th Round, 1 single crochet stitch in double tambour stitch of former round, 4 chain stitches, 2 single open crochet stitches in same stitch as single crochet stitch, with 1 chain stitch between, 7 chain stitches, §3 single open crochet stitches above the double tambour stitch of former round, with 1 chain stitch between each 7 chain stitches. Repeat from mark §.
- 5th Round, 1 single crochet stitch in 3rd chain stitch of former round, rest of round double tambour stitch; let out 4 times during the round.
- 6th Round, 1 single crochet stitch in double tambour stitch of former round, 3 chain stitches, 1 single open crochet stitch, 2 single open crochet stitches in next stitch, 3 chain stitches, §pass 1 stitch of former round,

9 single open crochet stitches in next stitch, then 2 single open crochet stitches, 3 chain stitches. Repeat from mark §.

7th Round, 2 single crochet stitches in 3rd chain stitch of former round, 3 chain stitches, 2 single open crochet stitches in next stitch, 5 chain stitches, §pass 5 stitches of former round, 2 single open crochet stitches in next stitch, 1 single open crochet stitch, 5 chain stitches. Repeat from mark §.

8th Round, 2 single crochet stitches, commencing on 3rd chain stitch of former round, 3 chain stitches, 1 single open crochet stitch in same stitch as last single crochet stitch, 8 chain stitches, §2 single open crochet stitches above the 2nd single open crochet stitch of former round, 8 chain stitches. Repeat from mark §.

9th Round, 1 single crochet stitch in 3rd chain stitch of former round, rest of round double tambour stitch.

10th Round, 1 single crochet stitch in 1st double tambour stitch of former round, 4 chain stitches, 1 single open crochet stitch in same stitch as single crochet stitch, 5 chain stitches, §pass 3 stitches of former round, 2 single open crochet stitches in one stitch, with 1 chain stitch between them, 5 chain stitches. Repeat from mark §.

11th Round, 1 single crochet stitch in 3rd chain stitch of former round, 1 double tambour stitch round chain loop, 3 chain stitches, 1 single open crochet stitch round same chain loop, 5 chain stitches, §2 single open

crochet stitches round single chain stitch of former round, 5 chain stitches. Repeat from mark §.

12th Round, 1 single crochet stitch in 3rd chain stitch of former round, rest of round double tambour stitch.

13th and 14th Rounds, same as 16th and 17th rounds of D'Oyley, No. 13.

15th and 16th Rounds, same as 13th and 14th.



Crochet D'Oyley, No. 18.

CROCHET D'OYLEY, No. 18.

- 1st Round, cast on 6 stitches, join them to form the round.
- 2nd Round, 3 chain stitches, 13 single open crochet stitches round the chain loop.
- 3rd Round, 1 single crochet stitch in 3rd chain stitch of former round, 3 chain stitches, 4 single open crochet stitches in next stitch, 3 chain stitches, †pass 2 stitches of former round, 4 single open crochet stitches in next stitch, 3 chain stitches. Repeat from mark †; at the last only pass 1 stitch of former round.
- 4th Round, 6 single crochet stitches, commencing on 3rd chain stitch of former round, 3 chain stitches, 4 single open crochet stitches in next stitch, 4 chain stitches, †pass 6 stitches of former round, 5 single open crochet stitches in next stitch, 4 chain stitches. Repeat from mark †.
- 5th Round, 1 single crochet stitch in 3rd chain stitch of former round, rest of round double tambour stitch; let out 4 times during the round.
- 6th Round, 6 single crochet stitches, commencing on single crochet stitch of former round, 3 chain stitches, 11 single open crochet stitches in 7 stitches of former round, 3 chain stitches, †pass 1 stitch of former round, 12 single open crochet stitches in 7 stitches of former round, 3 chain stitches. Repeat from mark †.

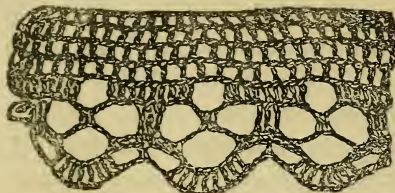
- 7th Round, 2 single crochet stitches, commencing on 3rd chain stitch of former round, 3 chain stitches, 9 single open crochet stitches, 5 chain stitches, ‡pass 5 stitches of former round, 10 single open crochet stitches, 5 chain stitches. Repeat from mark ‡.
- 8th Round, 2 single crochet stitches, commencing on 3rd chain stitch of former round, 3 chain stitches, 7 single open crochet stitches, 9 chain stitches, ‡pass 7 stitches of former round, 8 single open crochet stitches, 9 chain stitches. Repeat from mark ‡.
- 9th Round, 2 single crochet stitches, commencing on 3rd chain stitch of former round, 3 chain stitches, 5 single open crochet stitches, 7 chain stitches, 1 single open crochet stitch in 6th chain stitch of former round, 7 chain stitches, ‡pass 5 stitches of former round, 6 single open crochet stitches, 7 chain stitches, 1 single open crochet stitch in 6th chain stitch of former round, 7 chain stitches. Repeat from mark ‡.
- 10th Round, 2 single crochet stitches, commencing on 3rd chain stitch of former round, 3 chain stitches, 2 single open crochet stitches, 8 chain stitches, pass 8 stitches of former round, 3 single open crochet stitches, 7 chain stitches, ‡pass 8 stitches of former round, 3 single open crochet stitches, 7 chain stitches, pass 7 stitches of former round, 3 single open crochet stitches, 7 chain stitches. Repeat from mark ‡.
- 11th Round, 1 single crochet stitch on 3rd chain stitch of former round, rest of round double tambour stitch.

12th Round, 1 single crochet stitch on single crochet stitch of former round, 3 chain stitches, 1 single open crochet stitch in same stitch as single crochet stitch, 4 chain stitches, 2 single open crochet stitches in next stitch, 6 chain stitches, †pass 4 stitches of former round, 2 single open crochet stitches in same stitch, 4 chain stitches; pass none; 2 single open crochet stitches in next stitch, 6 chain stitches. Repeat from mark †.

13th Round, 3 single crochet stitches, commencing on 3rd chain stitch of former round, 3 chain stitches, 2 single open crochet stitches round chain loop, 2 chain stitches, †3 single open crochet stitches round next chain loop, 2 chain stitches. Repeat from mark †.

14th Round, 1 single crochet stitch on 3rd chain stitch of former round, rest of round double tambour stitch.

15th and 16th Rounds, same as 16th and 17th rounds of D'Oyley, No. 13.



1st, 2nd, and 3rd Rows, as Edging No. 1, page 32, First D'Oyley Book; then repeat the third row three more times.

7th Row, †9 single open crochet stitches, * then 6 chain stitches; pass over 3 stitches of former row, and repeat from mark †.

8th Row, †3 single open crochet stitches, commencing and working them exactly on the 3 middle stitches of the 9 in former row, then 6 chain stitches; pass 5 stitches of former row, then 2 double tambour stitches, (exactly in the centre of the chain stitches of previous row,) then 6 chain stitches. Repeat from mark †.

9th Row, work 6 double tambour stitches, commencing on the first open crochet stitch of former row, then †8 chain stitches; pass 8 stitches of former row, then 9 double crochet stitches. Repeat from mark †.

10th Row, work one double tambour stitch on the second stitch of last row, †then 4 chain stitches; pass 4 stitches of former row, then work 8 open single crochet stitches on the 8 chain stitches of former row, (observe each has a chain stitch between,) then 4 chain stitches; pass over 4 stitches of former row, and work 1 double tambour stitch. Repeat from mark †. This finishes.

* Observe, there are no chain stitches between them, as the 9 stitches are worked successively on the 9 first stitches of former row.

EXPLANATION OF TERMS USED.

Chain Stitch,—is simply drawing one loop through the other.

Single Crochet Stitch.—Having the last loop you have worked on your needle, insert the needle into the stitch mentioned in the receipt, and draw the thread through from the back to the front, and also through the loop on the needle. Having done this, you have accomplished one stitch.


Double Tambour Stitch.—Having the last loop you have worked on the needle, insert the needle in the first loop mentioned in the receipt, and catch the thread from behind, and draw it through the loop. You have now two loops on your needle; again draw the thread through the two loops. This done, you have accomplished one stitch

Single Open Crochet Stitch.—Having a loop on your needle, throw on a stitch on your needle, which is done by simply catching the thread round the hook, (or needle;) then insert your hook into the stitch, as named in the receipt; draw the thread through to the front. You have now three loops on your needle, throw on another loop on your needle; draw it through the two first loops on the needle. You have now two loops remaining on your needle; throw on a loop on your needle, and draw it through the two remaining loops. Having done so, you have accomplished one single open stitch.

Two Successive Single Open Crochet Stitches,—are worked in the same way as described for single open crochet stitch; the second stitch being worked in the stitch succeeding the one the first was worked in. All numbers of successive single open crochet stitches are worked in the same way.



NK5400 .G36 v.1-3
Gaugain/Mrs. Gaugain's crochet D'Oyley b



3 1962 00079 3095

